

Floor Scales



GatorDeck™

Pro-Weigh® 84

Lo-Pro 90

Provex

Flip-Top GL

Floor Scales

GSE floor scales deliver years of reliable service with legal for trade accuracy.

In today's fast-paced environments, the accuracy and reliability of your scale equipment is essential. GSE offers a wide range of NTEP certified floor scales to accommodate a variety of weighing applications from shipping and receiving to chemical and food processing.

A critical element to assure accuracy in a floor scale is to minimize the effect of deck deflection under load. GSE floor scales are specifically designed and tested to survive heavy concentrated loading generated from cylinders, vessels and wheeled vehicles such as pallet jacks and lift-trucks.

GatorDeck™ Heavy Duty Floor Scale



The GatorDeck™ Floor Scale is ideal for general-purpose heavy industrial weighing applications. The design incorporates a formed steel channel structure engineered to provide years of reliable service.

Features

- NTEP certified legal for trade.
- Tangential Load Cell Orientation (TLO) minimizes load cell deformation under extreme loading conditions by creating a rotary movement in the platform. This rotary movement reduces load cell stress, increases accuracy and improves the permanence of your scale.
- Heavy Duty 0.25" thick diamond tread deck-plate and formed steel channels provide structural integrity under concentrated loads.
- Supports 100% full scale capacity end loading for drive on applications.



GatorDeck™ with optional smooth deck and top leveling adjustment



GatorDeck™ with 2 access ramps

See 'SPECIFICATIONS' for Options, Applications and additional information.

Provex Drum and Barrel Floor Scale

Designed specifically for drum and barrel weighing, the low profile Provex Floor Scale is available in two sizes with weighing surfaces of 30" x 30" or 36" x 36" and capacities of 1000 or 2000 pounds. A one-piece formed steel deck with welded subframe guarantees long term reliability and accurate performance.

Features

- A low setup height of 1.81" is ideal for handcart loading.
- The live 4" W x 3" H side rails permit larger objects such as pallets or bundled objects to be weighed.
- Available in stainless steel or black powder coat carbon steel with top access level adjustment.
- To facilitate the rolling of handcarts, smooth deck-plate is standard.
- Overall scale dimensions including the live side rails are 30.25" x 39" and 36.25" x 45".
- An optional Portability Cart offers quick and easily mobility for use in multiple locations.

See 'SPECIFICATIONS' for Options, Applications and additional information.



Provex in Black Powder Coat with Portability Cart



Provex in Stainless Steel


Flip-Top GL™ Rapid Clean Floor Scale

The heavy duty **Flip-Top GL™** is equipped with gas shock lifting cylinders to accommodate the frequent cleaning associated with the food processing, pharmaceutical and chemical industries. All stainless steel construction and hardware assure years of service in harsh washdown environments.

Features

- Four stainless steel cylinders assist maintenance and sanitation personnel raise the deck-plate to facilitate quick and easy cleanup under the platform.
- Stainless steel ball bearing load feet protect the scale from side impacts.
- A continuous weld, environmentally seals the rigid stainless steel tubular frame construction.
- The **Flip-Top GL™** is outfitted with a remote stainless steel summing box to eliminate the potential of water ingress into the electronic pc board.

See 'SPECIFICATIONS' for Options, Applications and additional information.



Options and Accessories

Bump Guard

Mounts to floor beside the scale platform, protects scale from side impacts.



Indicator Swivel Bracket

Allows the indicator to be rotated 360° when mounted on the Indicator Pedestal or Indicator Column.




Anchor Floor Plate

Secures floor scale in place, recommended for drive on applications, Black Powder Coat Carbon Steel or Stainless Steel.



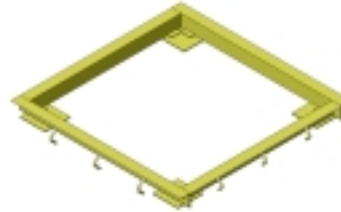
Access Ramps

Provides safe and easy access for wheeled vehicles, Black Powder Coat Carbon Steel or Stainless Steel.



Pit Frame

Permits scale platform to be recessed into a concrete floor, acts as form, Black Powder Coat Carbon Steel or Stainless Steel.



Column Tray

Supports parts counting scales, mounts to Indicator Pedestal or Indicator Column.



Quick Disconnect

Permits quick connection between the scale platform and indicator, wet and dry environments.



For Dry Environments



For Wet Environments

Indicator Pedestal

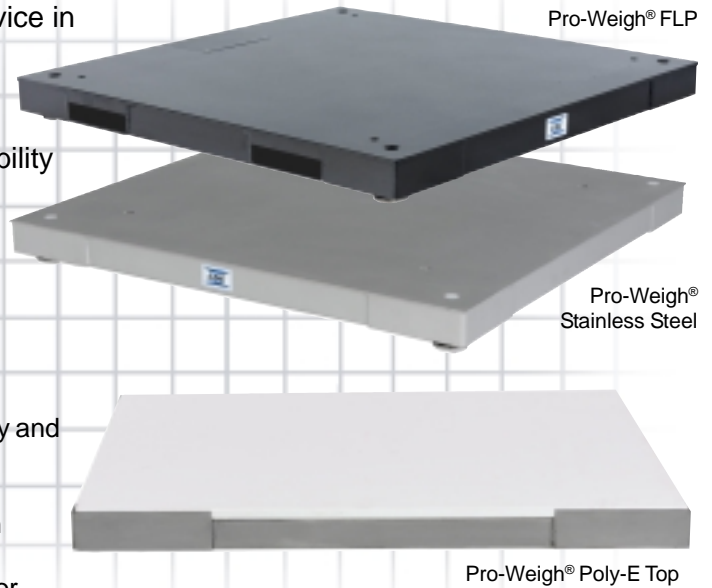
48" or 54" height, free-standing with base plate mounting holes to accommodate floor mounting, Black Powder Coat Carbon Steel or Stainless Steel.



Pro-Weigh FLP

Pro-Weigh® Extreme Duty Floor Scale

The Pro-Weigh® Floor Scale is designed for extreme service in wet and dry environments. The standard Pro-Weigh® design utilizes an innovative welded structural support configuration to virtually eliminate deck deflection. This design provides the highest degree of accuracy and durability available in a floor scale.




Features

- NTEP certified legal for trade.
- Stainless steel ball bearing load feet protect the scale from side impacts.
- The thick 0.375" smooth deck-plate provide extreme durability and resist warping in high wheeled traffic applications and concentrated point loading conditions.
- Pro-Weigh® is available in textured black powder coat carbon steel and stainless steel construction.
- The convenient Pro-Weigh® FLP (Fork-Lift-Pockets) is ideal for applications that require the scale platform to be moved frequently with the use of a Lift-Truck.
- A white Polyethylene deck-plate is available for easy cleanup in food processing environments.
- Supports 100% full scale capacity end loading for installations with high traffic drive-on applications.
- Suitable for outdoor use and washdown applications.
- Setup Height - Carbon Steel Models: < 10,000 pound capacities = 3.88" to 4.7"
20,000 pound capacity = 4.75" to 5.56"
- Setup Height - Stainless Steel Models: all capacities = 3.7" to 4.5"

See 'SPECIFICATIONS' for additional information.

Lo-Pro 90 Ultra Low Profile Floor Scale

The Lo-Pro 90 Floor Scale is ideal for applications that require a low access height due to space restrictions in wet and dry environments.



Features

- NTEP certified legal for trade.
- A low setup height of 2.25" provides easy access to the scale by manually propelled vehicles.
- The low profile permits the use of 18" space saver ramps to accommodate area restraints.
- The thick 0.375" smooth deck-plate provide extreme durability and resist warping in high wheeled traffic applications and concentrated point loading conditions.
- The Lo-Pro 90 is available in stainless steel and textured black powder coat carbon steel.
- A unique break-away low profile load foot protects the load cell in the event of a severe side impact.
- Supports 100% full scale capacity end loading for installations with high traffic conditions.

See 'SPECIFICATIONS' for Options, Applications and additional information.

Specifications

Feature	GatorDeck™	Pro-Weigh®	Lo-Pro 90	Provex	Flip-Top GL
Size Range (feet)	3x3 to 4x6	2.5 x 2.5 to 8x1	3x3 to 4x6	2.5x2.5 or 3x3	4x4 to 4x6
Capacity Range (,000 lbs)	2, 5, 10	2, 5, 10, 20	2, 5	1, 2	5, 10
Designed Accuracy	1:5000d	1:5000d	1:5000d	1:5000d	1:5000d
Load Cell Rating, C.S.	Nickel Plated, IP67	Stainless Stl., IP67	Nickel Plated, IP67	Nickel Plated, IP67	-
Load Cell Rating, S.S.	-	Stainless Stl., IP67	Stainless Stl., IP67	Stainless Stl., IP67	Stainless Stl., IP67
Cable Length to Indicator, C.S.	20 feet	20 feet	20 feet	20 feet	-
Cable Length to Indicator, S.S.	-	Remote S-Box, 10 ft	Remote S-Box, 10 ft	20 feet	Remote S-Box, 10 ft
Setup Height Range (inches)	3.50 to 4.00	See Page 2	2.00 to 2.50	1.80 to 2.40	4.25 to 5.15
Setup Height w/ Ramp (in.)	3.90	3.90	2.25	1.75	4.27
Standard Deck-plate Type	Tread	Smooth	Smooth	Smooth	Smooth
Overload Protection	200%	200%	200%	200%	200%
End Loading	100%	100%	100%	100%	100%
Construction	Carbon Steel	Stn.Stl. or Cbn.Stl.	Stn.Stl. or Cbn.Stl.	Stn.Stl. or Cbn.Stl.	Stainless Steel
Carbon Steel Finish	Texture Blk Pwdr Ct	Texture Blk Pwdr Ct	Texture Blk Pwdr Ct	Texture Blk Pwdr Ct	-
Stainless Steel Finish	N/A	Sandblast	Sandblast	Sandblast	Sandblast
Load Foot	Rubber Pad	Stn. Stl., ball bearing	SS, CS, breakaway	Stn. Stl., ball bearing	Stn. Stl., ball bearing
Leveling	Side	Top Access	Top Access	Top Access	Top Access
Portability	Lift w/2 Eyebolts	FLP or 4 Eyebolts	Lift w/4 Eyebolts	Cart with Casters	Lift w/4 Eyebolts
Warranty	2 year	2 year	2 year	2 year	2 year
NTEP Certification	COC#:01-097	COC#:88-288A1	COC#:95-079A1	COC#:00-093	COC#:97-144
Options					
Ramps (L) (W = Platform)	3 or 4 feet	3 or 4 feet	18 inches	8 or 18 inches	3 feet
Pit-Frame (depth in inches)	4.00	<10K=4.00,20K=5.25	N/A	N/A	4.62
Anchor Plates	Yes	Yes	Yes	Yes	Yes
Indicator Pedestal	Yes	Yes	Yes	Yes	Yes
Indicator Column	N/A	On FLP models	N/A	Yes	N/A
Bump Guard	Yes	Yes	Yes	Yes	Yes
Optional Deck Plate	Smooth	Tread	Tread	Tread	Tread
Suitable Environments					
General Purpose	■	■	■	■	■
Wet – Washdown	-	■	■	■	■
Dry	■	■	■	■	■
Outdoor – Weatherproof	-	■	-	-	■
Dusty	■	■	■	■	■
Concentrated Loads	■	■	■	■	■

Factory Mutual approved for used in hazardous areas with the GSE Model 350I.S and Model 355I.S.

Construction Type	GatorDeck™	Pro-Weigh®	Lo-Pro 90	Provex	Flip-Top GL
Stainless Steel	N/A	Yes, Special Order	Yes	Yes, Special Order	Yes, Special Order
Carbon Steel	Yes, Special Order	Yes, Special Order	Yes	Yes	N/A

Product Line

Parts Counting	Airline Systems
Floor Scales	Hazardous Area Weighing
Portable Scales	Software/Peripherals
Bench Platforms	Checkweighers
Indicators	Tank & Vessel Weighing Assembly

Your local Distributor is:



GSE Scale Systems

42860 Nine Mile Rd., Novi, MI 48375-4122
 Phone: 248-596-0600
 Fax: 248-596-0601
 Toll Free 800-755-7875
 www.gse-inc.com

Lüripper Straße 62
 41065 Monchengladbach Germany
 Phone: 0049 (0) 2161-59906-11
 Fax: 0049 (0) 2161-59906-20

